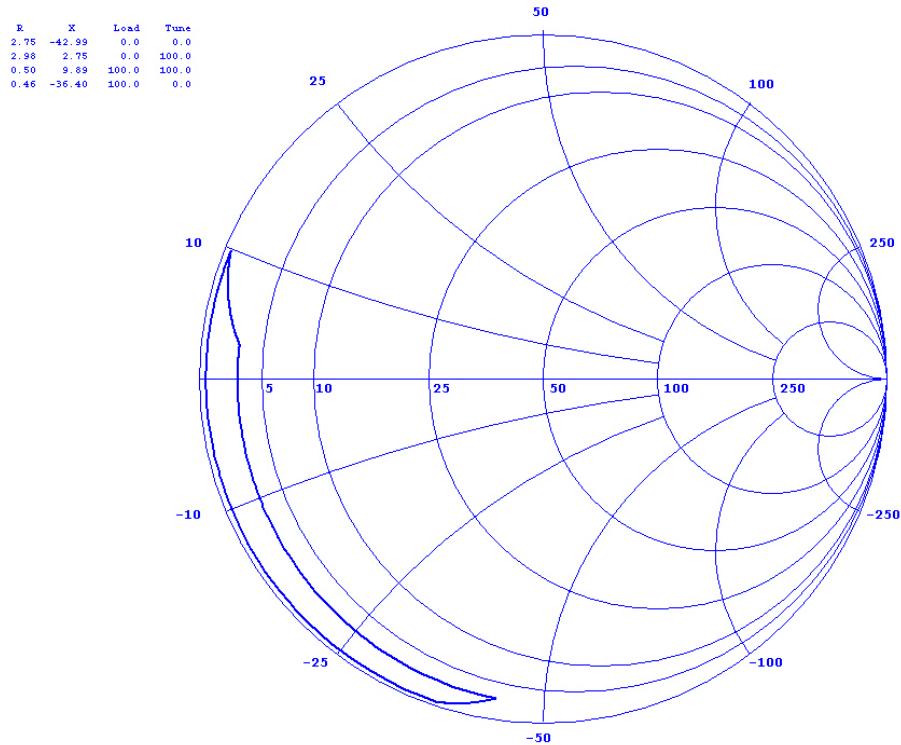


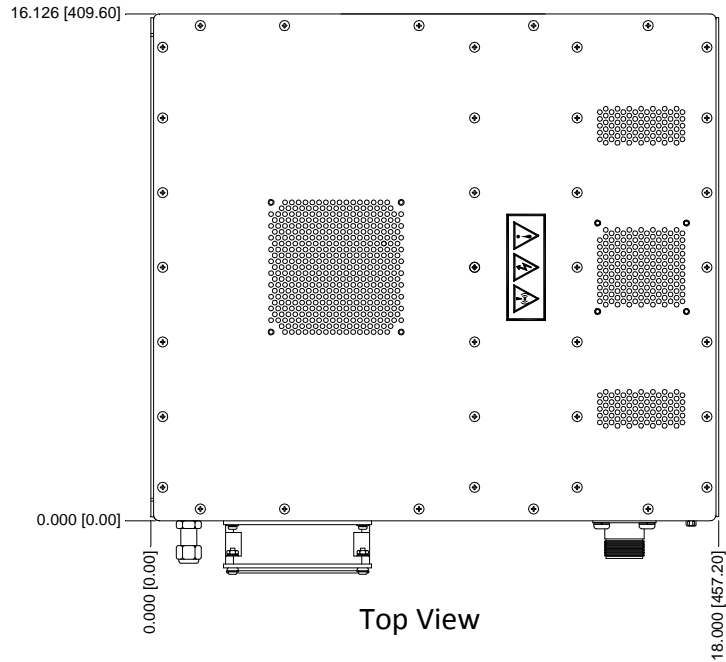
**ATS50/140 Automatic Matching Network**

Rated RF Power (Nominal)	5000 Watts - Not to exceed 140 amps @ 6KV
Frequency (specify when ordering)	1.7 MHz to 40.68 MHz
Cooling	Water - 5 GPM
RF Input Connector (specify when ordering)	Type "7/16 DIN" or "LC" Female
RF Output Connection (specify when ordering)	Strap, Hard Line, Compression, Water Cooled
DC Input Power	24 VDC @ 3 Amps
DC Power Input Connector	9 Pin Male D-Sub
I/O Serial Connector (Combo RS232, RS-485, RS-422)	9 Pin Female D-Sub
I/O Analog Connector	25 Pin Female D-Sub
I/O Probe Connector	9 Pin Female D-Sub
Compliance, Safety	CE, NRTL (US)
Dimensions - (L,W,H)	16.13 x 18.00" x 9.50" (40.97 x 45.72 x 24.13 cm)
Weight	23 lbs., (10.43kg)

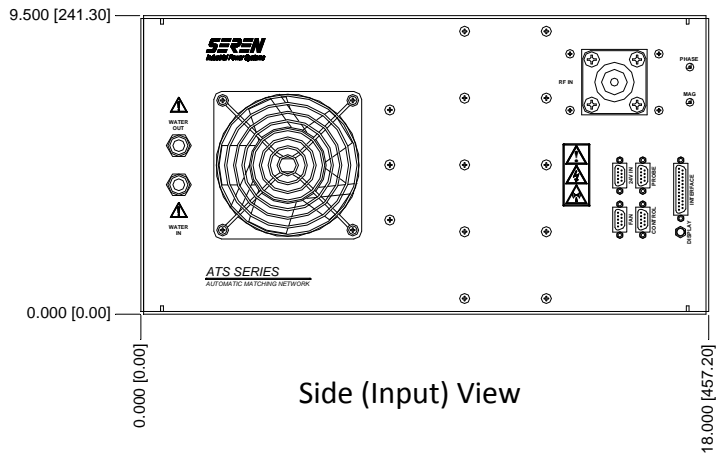
Tuning Range, Generic Configuration



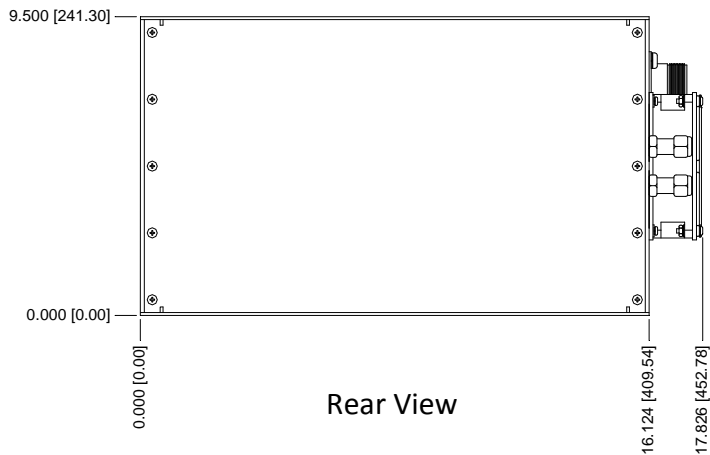
ATS50/140 Physical Dimensions ( inch [mm] )



Top View



Side (Input) View



Rear View