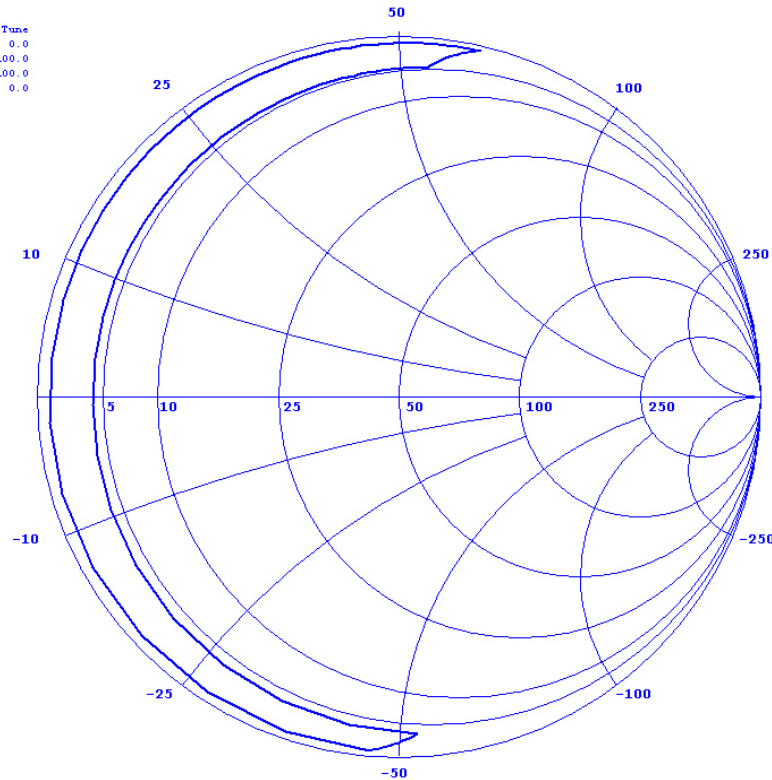


**ATS30 Automatic Matching Network**

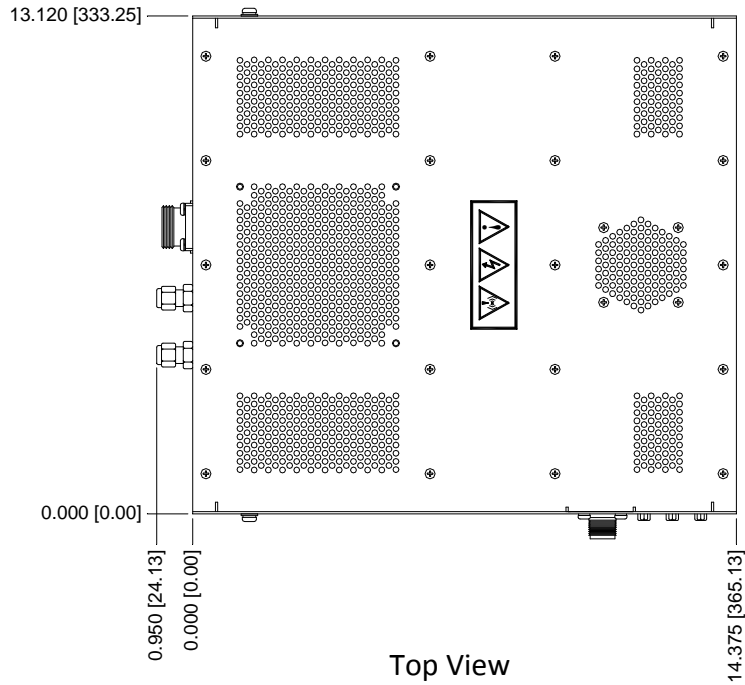
Rated RF Power (Nominal)	3000 Watts - Not to exceed 65 amps @ 6KV
Frequency (specify when ordering)	1.7 MHz to 40.68 MHz
Cooling	Water - 5 GPH
RF Input Connector (specify when ordering)	Type "N" or "HN" Female
RF Output Connection (specify when ordering)	Stud, Strap, Hard Line, Compression
DC Input Power	24 VDC @ 3 Amps
DC Power Input Connector	9 Pin Male D-Sub
I/O Serial Connector (Combo RS-232, RS-485, RS-422)	9 Pin Female D-Sub
I/O Analog Connector	25 Pin Female D-Sub
Compliance, Safety	CE, NRTL (US)
Dimensions - (L,W,H)	13.13" x 14.37" x 6.00" (33.35 x 36.5 x 15.24 cm)
Weight	20 lbs., (9.07kg)

Tuning Range, Generic Configuration

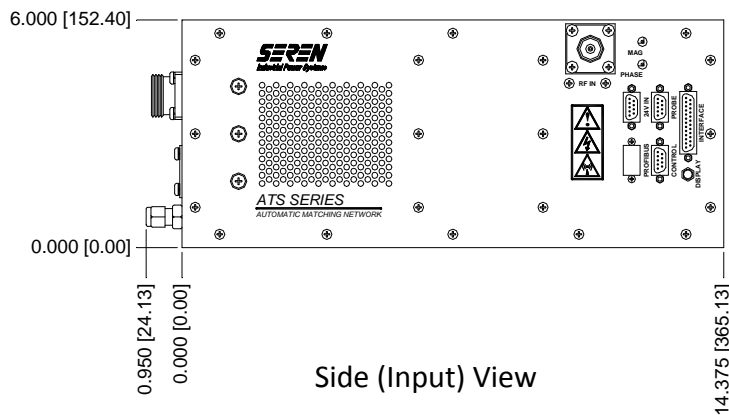
R	X	Load	Tune
3.59	-52.69	0.0	0.0
4.72	54.15	0.0	100.0
0.99	63.05	100.0	100.0
0.75	-45.94	100.0	0.0



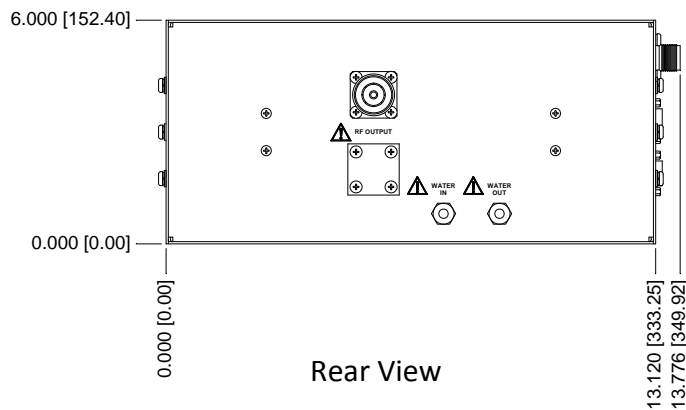
ATS30 Physical Dimensions ( inch [mm] )



Top View



Side (Input) View



Rear View